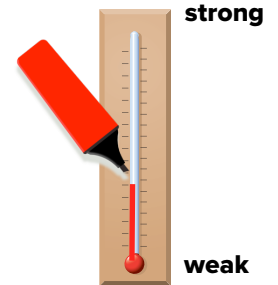

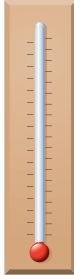


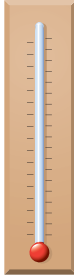



RATING REASONS

DEVELOPING DISCUSSIONS

Step One: Think up reasons for both sides of the issue and write them down. Think about which reasons are strong and which reasons are weak. Color in the meter above each reason. Think about why you chose the strongest and weakest reasons. Be ready to explain to your partner.



PRO POSITION			CON POSITION		
					
Reason #1:	Reason #2:	Reason #3:	Reason #1:	Reason #2:	Reason #3:
_____	_____	_____	_____	_____	_____
_____	_____	_____	_____	_____	_____
_____	_____	_____	_____	_____	_____

Step Two: Explain your meters to your partner. Why did you choose a strong or weak rating? Ask your partner questions if you need more explanation. Challenge your partner if your ratings are different. As a pair, be prepared to argue that one of the issues has stronger reasons.

Step Three: Explain to another pair of students in the class which side you think has the stronger reasons.

Word and phrases you might use:

- ▶ *The strongest reason for _____ is _____ .*
- ▶ *This is the strongest reason because _____ .*
- ▶ *The article provides evidence for this when it says _____ .*
- ▶ *This is the weakest reason due to _____ .*
- ▶ *That sounds like a good reason, but what is the evidence for _____ ?*
- ▶ *Is there data to support _____ ?*
- ▶ *I agree that it's the strongest. Can you think of any more evidence?*
- ▶ *That's important, but do you think it outweighs _____ .*
- ▶ *I didn't think of that. Can you say more about _____ ?*
- ▶ *We decided that _____ has stronger reasons. For example, _____ .*
- ▶ *Which side do you think has the best reasons?*
- ▶ *Do you really believe that?*
- ▶ *Can you think of any reasons that are not included here?*